


## LEARN MORE

For more information, please visit  
[www.mayuwater.com](http://www.mayuwater.com)

**or contact us at:**  
[contact@mayuwater.com](mailto:contact@mayuwater.com)



SWIRL  
USER MANUAL

"Be water, my friend"

~

Bruce Lee

©2024-2025 All Rights Reserved.  
Mayu Water Art LTD | Mayu Inc.

2350 W Highway 89A, #1065 Sedona,  
86336 Arizona, USA

# TABLE OF CONTENT

## English

+ Safeguards .....	1
+ What's in the box .....	6
+ First-Time Setup .....	7
+ Caring for Your Swirl .....	10

## Français

+ Mesures de sécurité .....	11
+ Contenu de la boîte .....	16
+ Configuration initiale .....	17
+ Entretien de votre Swirl .....	20

# English

## SAFEGUARDS

**WARNING** Risk of Electric Shock.  
Disconnect power before servicing.

**WARNING** Use only with MAYU Listed/Certified  
ITE Power Supply.

**WARNING** Read all safety warnings and  
instructions. Failure to follow the warnings and  
instructions may result in electric shock, fire and/or  
serious injury.

+ Recharge only with the charger specified  
by the manufacturer. Note that a charger  
that is suitable for one type of battery pack  
may create a risk of fire when  
used with another battery pack.

+ Use appliances only with specifically designated  
battery packs. The use of any other battery packs  
may create a risk of injury and fire.

+ When the battery pack is not in use, keep it  
away from other metal objects, like paper clips,  
coins, keys, nails, screws or other small metal  
objects that can make a connection from one  
terminal to another. Shorting the battery  
terminals together may cause burns or a fire.

+ Under abusive conditions, liquid may be ejected from the battery. Avoid contact. If contact accidentally occurs, flush with water. If liquid contacts eyes, additionally seek medical help. Liquid ejected from the battery may cause irritation or burns.

+ Do not use a battery pack or appliance that is damaged or modified. Damaged or modified batteries may exhibit unpredictable behavior resulting in fire, explosion or risk of injury.

+ Do not expose a battery pack or appliance to fire or excessive temperature. Exposure to fire or temperature above 130°C (265°F) may cause an explosion.

+ Follow all charging instructions and do not charge the battery pack or appliance outside of the temperature range specified in the instructions. Charging improperly or at temperatures outside of the specified range may damage the battery and increase the risk of fire.

+ Have servicing performed by a qualified repair person using only replacement parts from MAYU. This will ensure that the safety of the product is maintained.

+ Do not modify or attempt to repair the appliance or the battery pack except as indicated in the instructions for use and care.

+ Switching power adapter parameter  
operating temperature: 32~104°F (0~40°C)  
INPUT: 100~240V AC, 50/60Hz  
OUTPUT: 5V DC, 1A

## **WARNING**



Porcelain base is not waterproof.  
Do not place under running water.  
Use only a damp cloth to clean the  
porcelain base surface.  
The porcelain base is fragile.  
MAYU Swirl should be given the care  
normally required for other similar  
electrical appliances.



The borosilicate glass carafe is fragile.  
Glass can break and pieces can be  
very sharp. Please handle with care.  
Do not drop any hard objects into the carafe.



MAYU Swirl is designed to aerate water.  
This appliance must only be supplied  
at safe, extra-low voltage corresponding  
to the marking on the appliance.

## **WARNING**

This appliance can be used by children aged 8 years and older and persons with reduced physical, sensory or mental capabilities or lack of experience and knowledge, if they have been given supervision or instruction concerning use of the appliance in a safe way and understand the hazards involved.

Children should not play with the appliance.

Cleaning and user maintenance should not be done by children without supervision.

The battery must be removed from the appliance before it is scrapped.

The appliance must be disconnected from the power supply when removing the battery.

The battery should be disposed of safely.

## WARNING

Use only the supplied charging cable.

Make sure connections are in good condition.

**DO NOT** disassemble or modify the battery.

**DO NOT** use a damaged or leaking battery.

**DO NOT** use non-rechargeable batteries.

Use only a 18650 li-ion rechargeable battery supplied by the manufacturer.



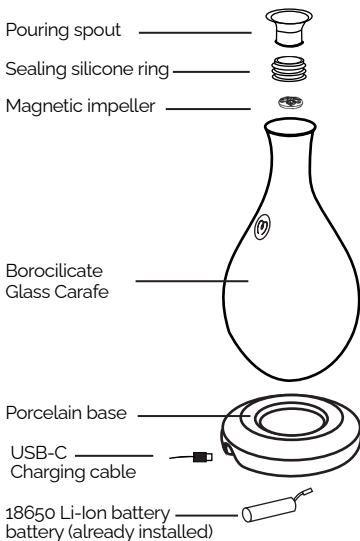
This marking indicates that this product should not be disposed with other household waste

 throughout the EU. To prevent possible harm to the environment or human health from uncontrolled waste disposal, recycle it responsibly to promote the sustainable reuse of material resources.

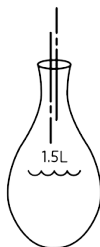
To return your used device, please use the return and collection systems or contact the retailer where the product was purchased. They can take this product for environmental safe recycling.



## WHAT'S IN THE BOX




# FIRST-TIME SETUP



**Step 1:** Wash the carafe with lukewarm water and detergent. Fill the carafe with drinking water up to the 1.5-liter mark.

**Step 2:** Slide the white impeller (White disc) into the bottom of



**Step 3:** Connect the USB power cord to an outlet and attach the cable to the porcelain base's back.



**Step 4:** Check the battery indicator when plugged in: orange for charging, white for full.

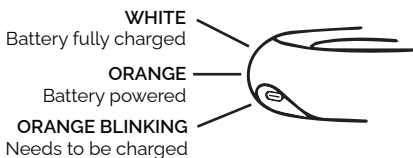
**NOTE:** If the battery light is off when plugged in, it's not charging.

**Step 5:** Center the carfe on the porcelain base. Make sure the metal side of the base is facing down. Touch the ON button to start the swirling motion.

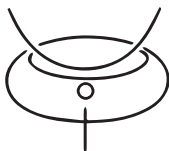


**Step 6:** The water will be oxygenated and restructured in 5-7 minutes, retaining these properties for up to 72 hours.

## LED INDICATOR



## TOUCH BUTTON



**ON / OFF**

If the vortex does not accure  
Lightly touch the ceramic button  
(This will wake up the device)

## CARING FOR YOUR SWIRL

- The carafe, impeller & spout are safe for dishwasher use.
- Use lukewarm water for cleaning.
- If using non-water fluids (like wine or juice), clean twice to avoid organic residue.
- To remove sediment from daily tap water:
  - Fill with 1.5L lukewarm water and add 1 teaspoon citric acid/lemon salt.
  - Swirl in the base for 30 minutes.
  - Clean thoroughly by hand or in the dishwasher.
  - Repeat if sediment persists.
- Troubleshooting Tips: If you hear noise or the Swirl is not working well, lift and re-center the carafe on the base.
- Note that the Porcelain Base has an engine with a weight scale matching the Swirl's speed to water volume.

**All MAYU products are manufactured and inspected to the highest standards. However, if you find any flaws or have any question, please get in touch with us at [contact@mayuwater.com](mailto:contact@mayuwater.com)**